



### District Report Card: 2017


<b>State:</b> Assam	<b>District:</b> Kamrup-metro
<b>Class:</b> 8	<b>Subject:</b> Language
<b>Schools:</b> 49	<b>Students:</b> 1175


### Participation/Coverage


#### Students

<div>GENDER</div> <div></div>	Boys		Girls	
	Number	%	Number	%
	560	47.66	615	52.34

<div>AREA</div> <div></div>	Rural		Urban	
	Number	%	Number	%
	378	32.17	797	67.83

<div>CATEGORY</div> <div></div>	SC		ST		OBC		GEN	
	Number	%	Number	%	Number	%	Number	%
	272	23.15	156	13.28	238	20.26	509	43.32

<div>CWSN</div> <div></div>	LD	VI	HI	S&LD	ID	Oth
	0	1	25	4	0	1

<div>Management</div> <div></div>	Government		Government-aided	
	Number	%	Number	%
	933	79.40	242	20.60

### Average Performance of Students in Language (%)

Overall	Gender		Area		Management		Social Group			
	Male	Female	Rural	Urban	Govt.	Aided	SC	ST	OBC	GEN
57.58	57.54	57.63	55.27	58.68	57.23	58.93	56.86	55.17	59.33	57.89

### Performance on Learning Outcomes (LOs)

Learning Outcomes	Description	Average Performance(%)
L813	Read textual/non-textual materials with comprehension and identifies the details, characters, main idea and sequence of ideas and events while reading	57.58

Range of Performance of Students who Answered Correctly							
Below 30%		30% - 50%		50% - 75%		Above 75%	
Number	%	Number	%	Number	%	Number	%
124	10.55	273	23.23	553	47.06	225	19.15

### Lowest Performing Learning Outcomes (LOs)

1 - Read textual/non-textual materials with comprehension and identifies the details, characters, main idea and sequence of ideas and events while reading (57.58)